

The NEW ENGLAND JOURNAL of MEDICINE

ESTABLISHED IN 1812

JANUARY 5, 2012

VOL. 366 NO. 1

Rivaroxaban in Patients with a Recent Acute Coronary Syndrome

Jessica L. Mega, M.D., M.P.H., Eugene Braunwald, M.D., Stephen D. Wiviott, M.D., Jean-Pierre Bassand, M.D., Deepak L. Bhatt, M.D., M.P.H., Christoph Bode, M.D., Paul Burton, M.D., Ph.D., Marc Cohen, M.D., Nancy Cook-Bruns, M.D., Keith A.A. Fox, M.B., Ch.B., Shinya Goto, M.D., Sabina A. Murphy, M.P.H., Alexei N. Plotnikov, M.D., David Schneider, M.D., Xiang Sun, Ph.D., Freek W.A. Verheugt, M.D., and C. Michael Gibson, M.D., for the ATLAS ACS 2–TIMI 51 Investigators*

ABSTRACT

BACKGROUND

Acute coronary syndromes arise from coronary atherosclerosis with superimposed thrombosis. Since factor Xa plays a central role in thrombosis, the inhibition of factor Xa with low-dose rivaroxaban might improve cardiovascular outcomes in patients with a recent acute coronary syndrome.

METHODS

In this double-blind, placebo-controlled trial, we randomly assigned 15,526 patients with a recent acute coronary syndrome to receive twice-daily doses of either 2.5 mg or 5 mg of rivaroxaban or placebo for a mean of 13 months and up to 31 months. The primary efficacy end point was a composite of death from cardiovascular causes, myocardial infarction, or stroke.

RESULTS

Rivaroxaban significantly reduced the primary efficacy end point, as compared with placebo, with respective rates of 8.9% and 10.7% (hazard ratio in the rivaroxaban group, 0.84; 95% confidence interval [CI], 0.74 to 0.96; $P=0.008$), with significant improvement for both the twice-daily 2.5-mg dose (9.1% vs. 10.7%, $P=0.02$) and the twice-daily 5-mg dose (8.8% vs. 10.7%, $P=0.03$). The twice-daily 2.5-mg dose of rivaroxaban reduced the rates of death from cardiovascular causes (2.7% vs. 4.1%, $P=0.002$) and from any cause (2.9% vs. 4.5%, $P=0.002$), a survival benefit that was not seen with the twice-daily 5-mg dose. As compared with placebo, rivaroxaban increased the rates of major bleeding not related to coronary-artery bypass grafting (2.1% vs. 0.6%, $P<0.001$) and intracranial hemorrhage (0.6% vs. 0.2%, $P=0.009$), without a significant increase in fatal bleeding (0.3% vs. 0.2%, $P=0.66$) or other adverse events. The twice-daily 2.5-mg dose resulted in fewer fatal bleeding events than the twice-daily 5-mg dose (0.1% vs. 0.4%, $P=0.04$).

CONCLUSIONS

In patients with a recent acute coronary syndrome, rivaroxaban reduced the risk of the composite end point of death from cardiovascular causes, myocardial infarction, or stroke. Rivaroxaban increased the risk of major bleeding and intracranial hemorrhage but not the risk of fatal bleeding. (Funded by Johnson & Johnson and Bayer Healthcare; ATLAS ACS 2–TIMI 51 ClinicalTrials.gov number, NCT00809965.)

The authors' affiliations are listed in the Appendix. Address reprint requests to Dr. Mega at the Cardiovascular Division, Department of Medicine, Brigham and Women's Hospital, 75 Francis St., Boston, MA 02115, or at jmega@partners.org.

*Investigators in the Anti-Xa Therapy to Lower Cardiovascular Events in Addition to Standard Therapy in Subjects with Acute Coronary Syndrome—Thrombolysis in Myocardial Infarction 51 (ATLAS ACS 2–TIMI 51) are listed in the Supplementary Appendix, available at NEJM.org.

This article (10.1056/NEJMoa112277) was published on November 13, 2011, at NEJM.org.

N Engl J Med 2012;366:9-19.

Copyright © 2011 Massachusetts Medical Society.

AFTER AN ACUTE CORONARY SYNDROME, patients remain at risk for recurrent cardiovascular events despite standard medical therapy, including long-term antiplatelet therapy with aspirin and an adenosine diphosphate-receptor inhibitor. This risk may be related in part to excess thrombin generation that persists beyond the acute presentation in such patients.¹ As a result, there has been interest in evaluating the role of oral anticoagulants after an acute coronary syndrome. Improved cardiovascular outcomes were reported for patients who were treated with the anticoagulant warfarin in addition to aspirin.² However, widespread use of long-term warfarin in such patients has been limited by challenges associated with drug administration and the risk of bleeding. Likewise, treatment with the factor IIa inhibitor ximelagatran after a myocardial infarction showed cardiovascular benefits, but the drug was associated with hepatotoxicity.³

Rivaroxaban is an oral anticoagulant that directly and selectively inhibits factor Xa. Factor Xa initiates the final common pathway of the coagulation cascade and results in the formation of thrombin, which catalyzes additional coagulation-related reactions and promotes platelet activation. Anti-Xa Therapy to Lower Cardiovascular Events in Addition to Standard Therapy in Subjects with Acute Coronary Syndrome–Thrombolysis in Myocardial Infarction 46 (ATLAS ACS–TIMI 46; ClinicalTrials.gov number, NCT00402597) was a phase 2 dose-finding trial that enrolled 3491 patients with a recent acute coronary syndrome. Rivaroxaban was tested at total daily doses ranging from 5 to 20 mg and, as compared with placebo, reduced the composite end point of death, myocardial infarction, or stroke with the lowest hazard ratios seen at the lowest twice-daily doses, whereas there was a dose-dependent increase in bleeding events.⁴ On the basis of these observations, we designed a phase 3 trial, called ATLAS ACS 2–TIMI 51, to evaluate twice-daily rivaroxaban at doses of 2.5 mg and 5 mg as adjunctive therapy in patients with a recent acute coronary syndrome, with the aim of determining a clinically effective low-dose regimen.

METHODS

STUDY POPULATION

The study included patients (≥18 years of age) who had presented with symptoms suggestive of an acute coronary syndrome and in whom an ST-

segment elevation myocardial infarction (STEMI), a non–ST-segment elevation myocardial infarction (NSTEMI), or unstable angina had been diagnosed. Patients who were under 55 years of age had either diabetes mellitus or a previous myocardial infarction in addition to the index event.

Key exclusion criteria included a platelet count of less than 90,000 per cubic millimeter, a hemoglobin level of less than 10 g per deciliter, or a creatinine clearance of less than 30 ml per minute at screening; clinically significant gastrointestinal bleeding within 12 months before randomization; previous intracranial hemorrhage; and previous ischemic stroke or transient ischemic attack in patients who were taking both aspirin and a thienopyridine.

STUDY ENROLLMENT AND RANDOMIZATION

Enrollment occurred within 7 days after hospital admission for an acute coronary syndrome. The condition of patients needed to be stabilized before enrollment, with the initial management strategies (e.g., revascularization) completed (for details, see the Supplementary Appendix, available with the full text of this article at NEJM.org). All patients provided written informed consent.

Patients were randomly assigned in a 1:1:1 fashion to twice-daily administration of either 2.5 mg or 5.0 mg of rivaroxaban or placebo, with a maximum follow-up of 31 months. All patients were to receive standard medical therapy, including low-dose aspirin; they were to receive a thienopyridine (either clopidogrel or ticlopidine) according to the national or local guidelines. Randomization was stratified on the basis of planned use of a thienopyridine. Patients were then to be seen at 4 weeks, at 12 weeks, and thereafter every 12 weeks.

STUDY END POINTS

The primary efficacy end point was a composite of death from cardiovascular causes, myocardial infarction, or stroke (ischemic, hemorrhagic, or stroke of uncertain cause). The secondary efficacy end point was death from any cause, myocardial infarction, or stroke. Stent thrombosis was defined according to Academic Research Consortium definitions.⁵ The primary safety end point was TIMI major bleeding not related to coronary-artery bypass grafting (CABG). Complete definitions of the end points have been reported previously.⁶ A clinical-events committee whose members were unaware of study-group assignments adjudicated

all components of the key efficacy and safety end points.

STUDY OVERSIGHT

This randomized, double-blind, placebo-controlled, event-driven trial was designed as a collaboration between the TIMI Study Group (an academic research organization), the sponsors (Johnson & Johnson and Bayer Healthcare), and investigators from the executive and steering committees (listed in the Supplementary Appendix). The study design was approved by the appropriate national and institutional regulatory agencies and ethics committees.⁶ The study protocol is available at NEJM.org. An independent data and safety monitoring committee monitored the trial and reviewed unblinded data.

The study's sponsors coordinated data management. Statistical analyses were performed by the TIMI Study Group using an independent copy of the complete raw database. The first version of the manuscript was drafted by the academic authors of the TIMI Study Group, who take responsibility for the completeness and accuracy of the data and who made the decision to submit the manuscript for publication.

STATISTICAL ANALYSIS

As prespecified, efficacy analyses were performed with the use of a modified intention-to-treat approach, which included the randomized patients and the end-point events that occurred after randomization and no later than the completion of the treatment phase of the study (i.e., the global-treatment end date), 30 days after early permanent discontinuation of the study drug, or 30 days after randomization for patients who did not receive a study drug.⁶ Sensitivity efficacy analyses were conducted with the use of an intention-to-treat approach, which included the patients who underwent randomization and all end-point events occurring after randomization until the global-treatment end date. The primary safety analysis included all patients who underwent randomization and who received at least one dose of a study drug, with evaluation performed from the time of administration of the first dose of a study drug until 2 days after the discontinuation of a study drug.

We used hazard ratios and two-sided 95% confidence intervals to compare the study groups. Rates of the end points were expressed as Kaplan-Meier estimates through 24 months. Testing was prespecified to occur between the combined-dose

group for rivaroxaban and placebo at an alpha level of 0.05 on the basis of the log-rank test, stratified according to the intention to use a thienopyridine. If this comparison significantly favored rivaroxaban, then each of the two doses of rivaroxaban was simultaneously compared with placebo with the use of a similar stratified log-rank test at an alpha level of 0.05 on the basis of the closed testing procedure. Results were examined according to major subgroups for general consistency of treatment effect, and interaction testing was performed.

We determined that a total of 983 primary efficacy end-point events would provide a power of approximately 96% to detect a 22.5% relative reduction between the combined-dose group receiving rivaroxaban and the placebo group with a two-sided type I error rate of 0.05. The comparison of each of the two doses of rivaroxaban with placebo had a power of approximately 90% to determine a relative risk reduction of 22.5%.

RESULTS

PATIENTS

The study was conducted from November 2008 through September 2011. A total of 15,526 patients underwent randomization at 766 sites in 44 countries. The baseline characteristics of the patients were well matched in the study groups (Table 1). The index event was a STEMI in 50.3% of the patients, an NSTEMI in 25.6%, and unstable angina in 24.0%. The median time from the index event to randomization was 4.7 days (interquartile range, 3.2 to 6.0). Background therapy included the intended use of a thienopyridine in 93% of the patients, and the mean duration of treatment with a thienopyridine was 13.3 months.

The mean duration of treatment with a study drug was 13.1 months. Among patients who received at least one dose of a study drug, premature discontinuation of treatment occurred in 26.9% of patients receiving the 2.5-mg dose of rivaroxaban, 29.4% receiving the 5-mg dose of rivaroxaban, and 26.4% receiving placebo. The most common reasons for discontinuation of rivaroxaban were adverse events and patients' choice. During treatment, the proportions of patients who were at least 85% compliant with the study drug were 93.9% of patients receiving the 2.5-mg dose of rivaroxaban, 94.0% receiving the 5-mg dose of rivaroxaban, and 94.6% receiving placebo. The rates of withdrawal of consent from the study were

Table 1. Baseline Characteristics of the Patients.*			
Characteristic	Rivaroxaban		Placebo (N = 5176)
	2.5 mg Twice Daily (N = 5174)	5 mg Twice Daily (N = 5176)	
Age			
Mean — yr	61.8±9.2	61.9±9.0	61.5±9.4
≥65 yr — no. (%)	1905 (36.8)	1921 (37.1)	1835 (35.5)
≥75 yr — no. (%)	466 (9.0)	441 (8.5)	498 (9.6)
Male sex — no. (%)	3875 (74.9)	3843 (74.2)	3882 (75.0)
Race — no. (%)†			
White	3798 (73.4)	3815 (73.7)	3796 (73.3)
Black	34 (0.7)	34 (0.7)	39 (0.8)
Asian	1099 (21.2)	1055 (20.4)	1075 (20.8)
Other	243 (4.7)	272 (5.3)	266 (5.1)
Weight — kg			
Median	78.0	78.0	78.0
Interquartile range	68.0–90.0	68.0–88.0	68.0–88.5
Creatinine clearance — ml/min‡			
Median	85.1	84.8	85.6
Interquartile range	68.3–105.0	68.5–104.7	68.1–105.1
Medical history — no. (%)			
Previous myocardial infarction	1363 (26.3)	1403 (27.1)	1415 (27.3)
Hypertension	3470 (67.1)	3499 (67.6)	3494 (67.5)
Diabetes	1669 (32.3)	1648 (31.8)	1647 (31.8)
Hypercholesterolemia	2498 (48.3)	2544 (49.1)	2496 (48.2)
Index diagnosis — no. (%)			
STEMI	2601 (50.3)	2584 (49.9)	2632 (50.9)
NSTEMI	1321 (25.5)	1335 (25.8)	1323 (25.6)
Unstable angina	1252 (24.2)	1257 (24.3)	1221 (23.6)
PCI or CABG for index event — no. (%)	3138 (60.6)	3123 (60.3)	3126 (60.4)
Region — no. (%)			
North America	269 (5.2)	293 (5.7)	312 (6.0)
South America	546 (10.6)	583 (11.3)	540 (10.4)
Western Europe	707 (13.7)	775 (15.0)	759 (14.7)
Eastern Europe	2042 (39.5)	2025 (39.1)	2007 (38.8)
Asia	1088 (21.0)	1044 (20.2)	1063 (20.5)
Other	522 (10.1)	456 (8.8)	495 (9.6)
Medications — no. (%)			
Aspirin	5105 (98.7)	5099 (98.5)	5108 (98.7)
Thienopyridine	4790 (92.6)	4812 (93.0)	4811 (92.9)
Beta-blocker	3426 (66.2)	3394 (65.6)	3444 (66.5)
ACE inhibitor or ARB	2022 (39.1)	1977 (38.2)	2050 (39.6)
Statin	4304 (83.2)	4342 (83.9)	4321 (83.5)
Calcium-channel blocker	820 (15.8)	742 (14.3)	764 (14.8)

* Plus–minus values are means ±SD. There were no significant differences among the three groups. ACE denotes angiotensin-converting enzyme, ARB angiotensin-receptor blocker, CABG coronary-artery bypass grafting, NSTEMI, non–ST-segment elevation myocardial infarction, PCI percutaneous coronary intervention, and STEMI ST-segment elevation myocardial infarction.

† Race was self-reported.

‡ Creatinine clearance was calculated with the use of the Cockcroft–Gault equation.

8.7% for patients receiving the 2.5-mg dose of rivaroxaban, 8.5% for those receiving the 5-mg dose of rivaroxaban, and 7.8% for those receiving placebo; and the rates of loss to follow-up were 0.2%, 0.3%, and 0.3%, respectively.

EFFICACY END POINTS

Rivaroxaban significantly reduced the primary efficacy end point of death from cardiovascular causes, myocardial infarction, or stroke, as compared with placebo, with rates of 8.9% and 10.7%, respectively (hazard ratio, 0.84; 95% confidence interval [CI], 0.74 to 0.96; $P=0.008$) (Fig. 1). These results were consistent in the intention-to-treat analysis ($P=0.002$) (Table 2). In the analysis of the components of the primary efficacy end point, rivaroxaban versus placebo had a hazard ratio of 0.80 ($P=0.04$) for death from cardiovascular causes (including hemorrhage-related deaths), 0.85 ($P=0.047$) for myocardial infarction, and 1.24 ($P=0.25$) for stroke (including ischemic, hemorrhagic, and stroke of uncertain cause).

Rivaroxaban also reduced the secondary composite efficacy end point of death from any cause, myocardial infarction, or stroke, as compared with placebo, with rates of 9.2% and 11.0%, respectively (hazard ratio, 0.84; 95% CI, 0.74 to 0.95; $P=0.006$). In addition, rivaroxaban reduced the risk of stent thrombosis (definite, probable, or possible), as compared with placebo, with rates of 2.3% and 2.9%, respectively (hazard ratio, 0.69; 95% CI, 0.51 to 0.93; $P=0.02$). The reduction in the primary efficacy end point with rivaroxaban was consistent among the subgroups except for patients with a history of stroke or transient ischemic attack (Fig. 2).

In the analysis of the two doses of rivaroxaban, each of the doses reduced the primary efficacy end point of death from cardiovascular causes, myocardial infarction, or stroke, as compared with placebo, with rates in patients receiving the 2.5-mg dose of 9.1% and 10.7%, respectively (hazard ratio, 0.84; 95% CI, 0.72 to 0.97; $P=0.02$) and rates in patients receiving the 5-mg dose of 8.8% and 10.7%, respectively (hazard ratio, 0.85; 95% CI, 0.73 to 0.98; $P=0.03$) (Fig. 3A and 3B). The 2.5-mg dose of rivaroxaban, as compared with placebo, reduced the risk of death from cardiovascular causes (2.7% vs. 4.1%; hazard ratio, 0.66; 95% CI, 0.51 to 0.86; $P=0.002$) (Fig. 3C) and the risk of death from any cause (2.9% vs. 4.5%; hazard ratio, 0.68; 95% CI, 0.53 to 0.87; $P=0.002$). The 5-mg dose of rivaroxaban, as compared with

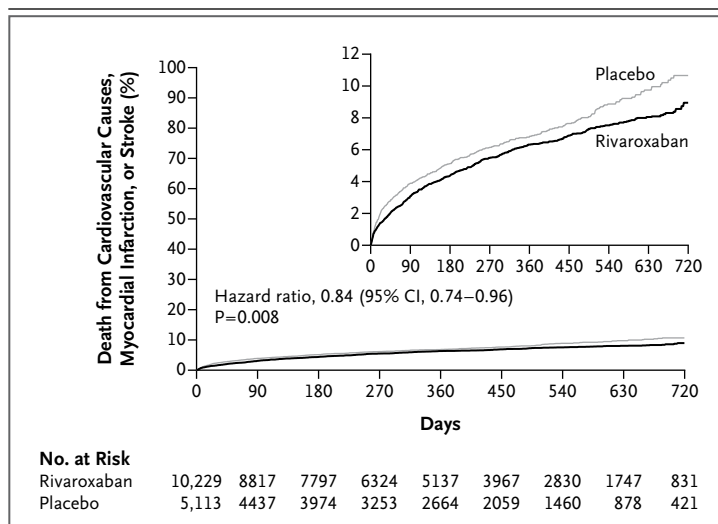


Figure 1. Cumulative Incidence of the Primary Efficacy End Point.

The primary efficacy end point consists of death from cardiovascular causes, myocardial infarction, or stroke. According to these results, the composite end point would be prevented in 1 patient if 56 patients were treated for 2 years with rivaroxaban. The P value is for the modified intention-to-treat analyses. $P=0.002$ for the intention-to-treat analysis.

placebo, did not significantly reduce the risk of death from either cardiovascular causes (hazard ratio, 0.94; $P=0.63$) (Fig. 3D) or any cause (hazard ratio, 0.95; $P=0.66$) and differed significantly from the 2.5-mg dose of rivaroxaban ($P=0.009$ for both comparisons).

SAFETY END POINTS

Rivaroxaban significantly increased the rate of TIMI major bleeding that was not related to CABG, as compared with placebo, with rates of 2.1% and 0.6%, respectively (hazard ratio, 3.96; 95% CI, 2.46 to 6.38; $P<0.001$) (Table 2, and Fig. 1 in the Supplementary Appendix), a finding that was also significant for the 2.5-mg and 5-mg doses of rivaroxaban ($P<0.001$ for both comparisons). For TIMI major bleeding that was not related to CABG, there were no significant interactions between the measured characteristics of patients and the study group (Fig. 2 in the Supplementary Appendix). Also greater in the combined rivaroxaban group, as compared with placebo, were rates of TIMI minor bleeding (1.3% vs. 0.5%, $P=0.003$), TIMI bleeding requiring medical attention (14.5% vs. 7.5%, $P=<0.001$), and intracranial hemorrhage (0.6% vs. 0.2%, $P=0.009$) (Table 2). There was no significant difference in the rates of fatal bleeding associated with rivaroxaban as compared with placebo (0.3% vs. 0.2%, $P=0.66$).

Table 2. Kaplan–Meier Estimates and Hazard Ratios for Efficacy and Safety End Points.*

End Point	Rivaroxaban			Placebo (N = 5113)
	2.5 mg Twice Daily (N = 5114)	5 mg Twice Daily (N = 5115)	Combined (N = 10,229)	
Efficacy				
	<i>number (percent)</i>			
Death from cardiovascular causes, myocardial infarction, or stroke — primary end point	313 (9.1)	313 (8.8)	626 (8.9)	376 (10.7)
Death from cardiovascular causes	94 (2.7)	132 (4.0)	226 (3.3)	143 (4.1)
Myocardial infarction	205 (6.1)	179 (4.9)	384 (5.5)	229 (6.6)
Stroke				
Any	46 (1.4)	54 (1.7)	100 (1.6)	41 (1.2)
Ischemic	30 (1.0)	35 (0.9)	65 (0.9)	34 (1.0)
Death from any cause, myocardial infarction, or stroke — secondary end point	320 (9.3)	321 (9.1)	641 (9.2)	386 (11.0)
Death from any cause	103 (2.9)	142 (4.4)	245 (3.7)	153 (4.5)
Stent thrombosis	47 (2.2)	51 (2.3)	98 (2.3)	72 (2.9)
	(N = 5115)	(N = 5110)	(N = 10,225)	(N = 5125)
Safety				
TIMI major bleeding not associated with CABG	65 (1.8)	82 (2.4)	147 (2.1)	19 (0.6)
TIMI minor bleeding	32 (0.9)	49 (1.6)	81 (1.3)	20 (0.5)
TIMI bleeding requiring medical attention	492 (12.9)	637 (16.2)	1129 (14.5)	282 (7.5)
Intracranial hemorrhage	14 (0.4)	18 (0.7)	32 (0.6)	5 (0.2)
Fatal bleeding	6 (0.1)	15 (0.4)	21 (0.3)	9 (0.2)

* Event rates are reported as Kaplan–Meier estimates through 24 months and so are not presented as numerical percentages. Data for efficacy end points correspond to the modified intention-to-treat (mITT) analysis with P values presented for both mITT and ITT analyses. Before the unblinding of study results, 184 patients were excluded from the efficacy analysis because of violations in Good Clinical Practice guidelines at three sites. Myocardial infarction and stroke categories include fatal and nonfatal events. Stroke includes ischemic, hemorrhagic, and stroke of uncertain cause. Stent thrombosis (definite, probable, or possible) analyses were conducted among patients who had received a stent prior to randomization. Data for safety end points correspond to the safety analysis. TIMI denotes Thrombolysis in Myocardial Infarction.

In the comparison between the two doses of rivaroxaban, the rates of TIMI major bleeding that was not related to CABG tended to be lower in patients receiving the 2.5-mg dose than in those receiving the 5-mg dose (1.8% vs. 2.4%, $P=0.12$), and the lower dose resulted in significantly lower rates of TIMI minor bleeding (0.9% vs. 1.6%, $P=0.046$), TIMI bleeding requiring medical attention (12.9% vs. 16.2%, $P<0.001$), and fatal bleeding (0.1% vs. 0.4%, $P=0.04$).

The rates of adverse events that were not related to bleeding were similar in the rivaroxaban and placebo groups (Table 1 in the Supplementary Appendix). Specifically, clinical and laboratory liver abnormalities were similar among pa-

tients treated with rivaroxaban or placebo, with alanine aminotransferase levels of more than three times the upper limit of the normal range and total bilirubin levels of more than two times the upper limit of the normal range occurring in 0.2% of patients in each study group.

DISCUSSION

Despite medical therapy after an acute coronary syndrome, patients continue to be at risk for recurrent cardiovascular events. In our study, rivaroxaban significantly reduced the primary efficacy end point of death from cardiovascular causes, myocardial infarction, or stroke in patients with

Rivaroxaban 2.5 mg Twice Daily vs. Placebo			Rivaroxaban 5 mg Twice Daily vs. Placebo			Rivaroxaban Combined vs. Placebo		
Hazard Ratio (95% CI)	P Value		Hazard Ratio (95% CI)	P Value		Hazard Ratio (95% CI)	P Value	
	mITT	ITT		mITT	ITT		mITT	ITT
0.84 (0.72–0.97)	0.02	0.007	0.85 (0.73–0.98)	0.03	0.01	0.84 (0.74–0.96)	0.008	0.002
0.66 (0.51–0.86)	0.002	0.005	0.94 (0.75–1.20)	0.63	0.57	0.80 (0.65–0.99)	0.04	0.05
0.90 (0.75–1.09)	0.27	0.09	0.79 (0.65–0.97)	0.02	0.008	0.85 (0.72–1.00)	0.047	0.01
1.13 (0.74–1.73)	0.56	0.47	1.34 (0.90–2.02)	0.15	0.11	1.24 (0.86–1.78)	0.25	0.19
0.89 (0.55–1.45)	0.64	0.82	1.05 (0.65–1.68)	0.84	0.72	0.97 (0.64–1.47)	0.89	0.94
0.83 (0.72–0.97)	0.02	0.004	0.84 (0.73–0.98)	0.02	0.02	0.84 (0.74–0.95)	0.006	0.002
0.68 (0.53–0.87)	0.002	0.004	0.95 (0.76–1.19)	0.66	0.89	0.81 (0.66–1.00)	0.04	0.08
0.65 (0.45–0.94)	0.02	0.02	0.73 (0.51–1.04)	0.08	0.04	0.69 (0.51–0.93)	0.02	0.008
3.46 (2.08–5.77)	<0.001		4.47 (2.71–7.36)	<0.001		3.96 (2.46–6.38)	<0.001	
1.62 (0.92–2.82)	0.09		2.52 (1.50–4.24)	<0.001		2.07 (1.27–3.37)	0.003	
1.79 (1.55–2.07)	<0.001		2.39 (2.08–2.75)	<0.001		2.09 (1.83–2.38)	<0.001	
2.83 (1.02–7.86)	0.04		3.74 (1.39–10.07)	0.005		3.28 (1.28–8.42)	0.009	
0.67 (0.24–1.89)	0.45		1.72 (0.75–3.92)	0.20		1.19 (0.54–2.59)	0.66	

a recent acute coronary syndrome. A directionally consistent benefit was seen for the individual components of death from cardiovascular causes and myocardial infarction but not for stroke. The advantages of the addition of rivaroxaban were observed regardless of whether patients presented with a STEMI, NSTEMI, or unstable angina and across the different geographical regions. Likewise, the two doses of rivaroxaban significantly reduced the primary efficacy end point, with the twice-daily 2.5-mg dose also showing a survival benefit. In terms of safety, the two doses of rivaroxaban increased the rates of major bleeding and intracranial hemorrhage, as compared with placebo, without a significant increase in fatal bleeding. The lower dose of rivaroxaban resulted in less bleeding than the higher dose.

During the initial management of an acute coronary syndrome, parenteral anticoagulants are used in conjunction with antiplatelet agents.^{7,8} After hospital discharge, however, antiplatelet medications alone have served as the mainstay

of antithrombotic therapy. Although secondary prevention with oral anticoagulation has shown cardiovascular benefits, the regimens have been limited by a number of constraints.^{2,3} We tested the anticoagulant rivaroxaban in patients with a recent acute coronary syndrome, and the study met its primary efficacy end point. The factor Xa inhibitor rivaroxaban has predictable pharmacokinetics and has not been associated with an increased risk of hepatotoxicity. Rivaroxaban has been evaluated in a number of clinical settings, including the prevention and treatment of venous thromboembolism and stroke prophylaxis in atrial fibrillation.^{9–14}

Our study was specifically designed to test two low doses of rivaroxaban in patients with a recent acute coronary syndrome. The 2.5-mg dose of rivaroxaban reduced the primary efficacy end point, as compared with placebo, and also reduced the risk of death from cardiovascular causes (relative reduction, 34%; absolute reduction, 1.4 percentage points) and from any cause

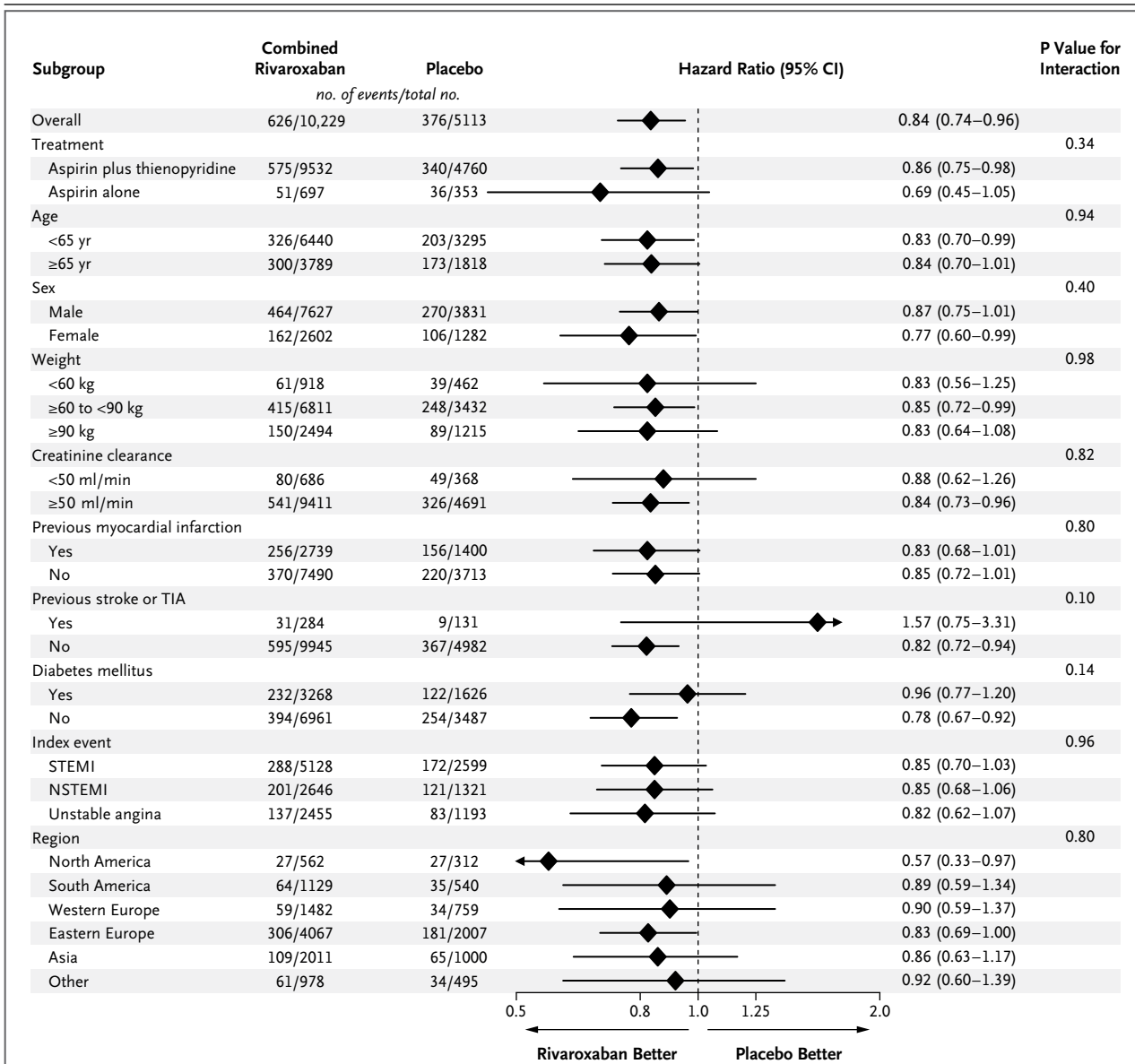


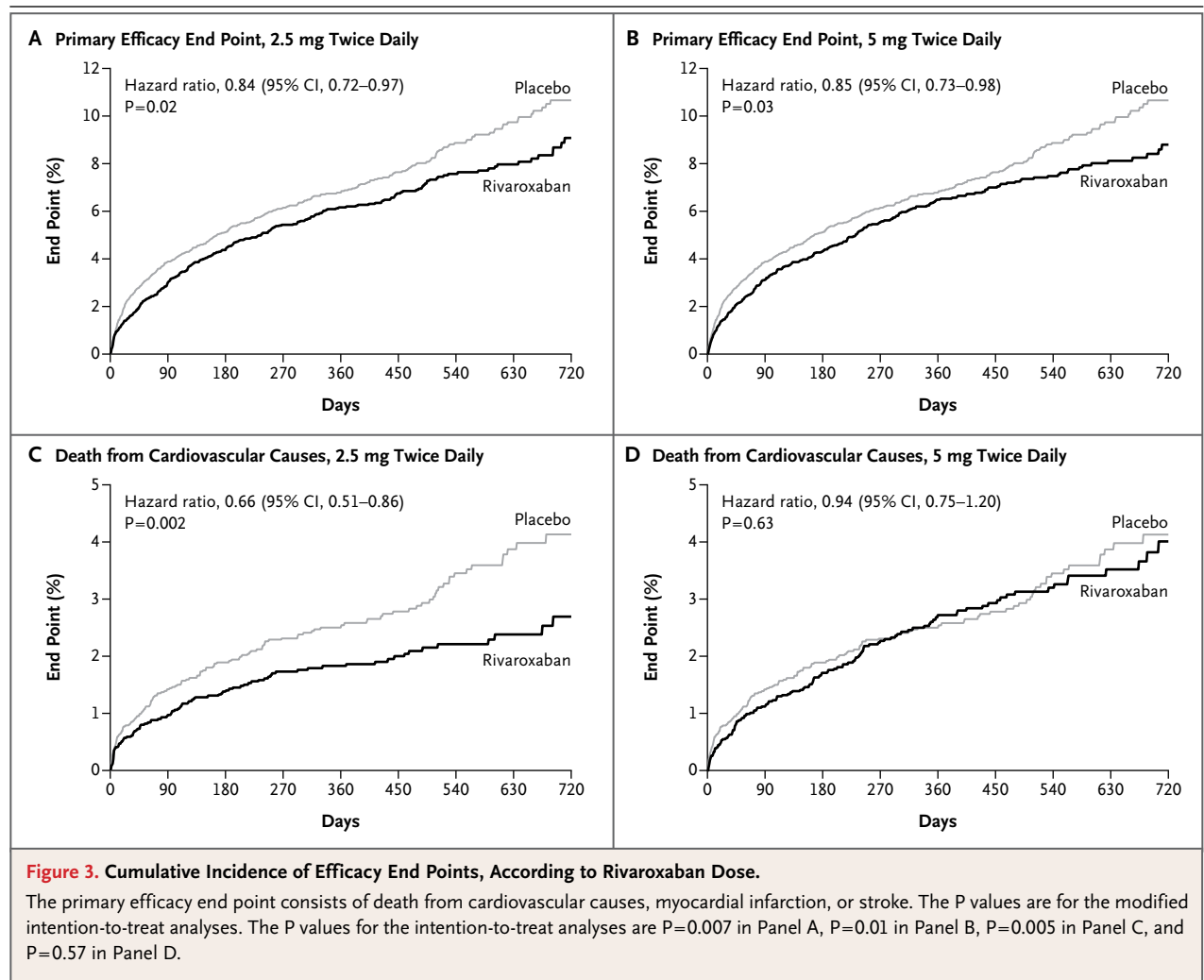
Figure 2. Risks of the Primary Efficacy End Point, According to Major Subgroup.

The primary efficacy end point consists of death from cardiovascular causes, myocardial infarction, or stroke. Among the patients who had a history of stroke or transient ischemic attack, 198 received aspirin only and 217 received aspirin and a thienopyridine. The latter was a deviation from the study protocol. NSTEMI denotes non-ST-segment elevation myocardial infarction, STEMI ST-segment elevation myocardial infarction, and TIA transient ischemic attack.

(relative reduction, 32%; absolute reduction, 1.6 percentage points). The 2.5-mg dose of rivaroxaban showed a nonsignificant but directionally consistent benefit for myocardial infarction and a significant reduction in the risk of stent thrombosis, a finding that suggests that enhanced thrombin activity may play a role in these events. Thus, when viewed as long-term therapy after an acute

coronary syndrome, the addition of very-low-dose rivaroxaban appears to be an attractive option.

Previous studies have tested rivaroxaban against an active comparator (e.g., warfarin or enoxaparin), and in general the bleeding rates between the two study groups have been similar. In our study, in which the comparator was placebo, the rates of bleeding were significantly higher in patients re-



ceiving rivaroxaban, which was expected. This increased bleeding risk was seen with the two doses of rivaroxaban, as compared with placebo, although the lower rivaroxaban dose resulted in less bleeding than the higher dose. The rates of adverse events, other than bleeding events, were similar in the combined rivaroxaban group and the placebo group.

In addition to rivaroxaban, other new factor Xa and IIa inhibitors have been evaluated in patients after an acute coronary syndrome. The phase 2 programs, which evaluated rivaroxaban, apixaban, dabigatran, and darexaban, all showed a dose-dependent increase in bleeding.^{15,16} In the ATLAS ACS-TIMI 46 and Apixaban for Prevention of Acute Ischemic Events 1 (APPRAISE-1) trials (NCT00313300), rivaroxaban and apixaban also showed trends toward a reduction in cardiovascular events.^{4,17} APPRAISE-2 (NCT00831441) then

tested apixaban versus placebo in a phase 3 trial, which showed that the addition of 5 mg of apixaban twice daily to antiplatelet therapy in patients after an acute coronary syndrome increased the number of major bleeding events without a significant reduction in the rate of recurrent ischemic events.¹⁸ Some of the differences in the findings between our study and APPRAISE-2 may be due in part to the patient populations. Specifically, our study was designed to exclude patients who had a history of ischemic stroke or transient ischemic attack who were to be treated with aspirin and a thienopyridine, a group that has not appeared to benefit from greater degrees of antithrombotic therapy.^{19,20}

Regarding dose regimens, a 5-mg dose of apixaban twice daily was tested both in patients with atrial fibrillation in the Apixaban for Reduction in Stroke and Other Thromboembolic

Events in Atrial Fibrillation (ARISTOTLE) trial (NCT00412984) and in those with an acute coronary syndrome in APPRAISE-2.^{18,21} In the trials evaluating rivaroxaban for stroke prophylaxis in patients with atrial fibrillation or treatment of venous thromboembolism, most patients received at least 20 mg per day.^{13,14} In our study, the tested doses of rivaroxaban were a quarter or one half of the 20-mg dose. Ultimately, the lower dose of rivaroxaban, but not the higher dose, resulted in a survival benefit. This observation is explained in part by the numerical increase in fatal bleeding associated with the higher dose of rivaroxaban. However, other consequences of nonfatal bleeding may also have contributed to this finding.²² Within ATLAS ACS-TIMI 46⁴ and RUBY-1 (a phase 2 evaluation of darexaban vs. placebo in patients after an acute coronary syndrome) (NCT00994292),¹⁶ inverse dose–response relationships with cardiovascular events were also observed. Therefore, our study, in conjunction with the important observations from APPRAISE-2, ATLAS ACS-TIMI 46, and RUBY-1 suggests that in patients with a recent acute coronary syndrome, very low doses of an oral anticoagulant appear to be most favorable.

In conclusion, treatment with rivaroxaban reduced the risk of death from cardiovascular causes, myocardial infarction, or stroke in patients across the spectrum of acute coronary syndromes. This beneficial effect was accompanied by increased rates of bleeding. However, there was no significant increase in the rate of fatal bleeding, and the twice-daily 2.5-mg dose of rivaroxaban reduced overall and cardiovascular mortality. Thus, the addition of very-low-dose anticoagulation with rivaroxaban may represent a new treatment strategy in patients with a recent acute coronary syndrome.

Supported by Johnson & Johnson and Bayer Healthcare.

Dr. Mega reports receiving consulting fees from AstraZeneca, Bayer Healthcare, Bristol-Myers Squibb, Merck, Novartis, and Sanofi-Aventis, grant support through her institution from Bristol-Myers Squibb/Sanofi-Aventis, Daiichi Sankyo, and Eli Lilly, and research supplies from Accumetrics and Nanosphere; Dr. Braunwald, receiving grant support through his institution from Bristol-Myers Squibb, Daiichi Sankyo, Eli Lilly, and Sanofi-Aventis;

Dr. Wiviott, receiving consulting fees from Arena, AstraZeneca, Bayer, Bristol-Myers Squibb, and Ortho McNeil, grant support through his institution from Daiichi Sankyo, Eli Lilly, and Merck Schering Plough, and lecture fees from AstraZeneca, Eli Lilly, Daiichi Sankyo, Merck/Schering-Plough, and Novartis; Dr. Bassand, receiving lecture fees from Bayer, AstraZeneca, GlaxoSmithKline, and Iroko and having an equity interest in GlaxoSmithKline and Sanofi-Aventis; Dr. Bhatt, receiving grant support through his institution from AstraZeneca, Bristol-Myers Squibb, Eisai, Ethicon, Medtronic, Sanofi-Aventis, and the Medicines Company, support from Duke Clinical Research Institute for serving as a steering committee member and national coordinator for the APPRAISE-2 trial, and being an unfunded research collaborator with PLx Pharma and Takeda; Dr. Bode, receiving consulting fees from AstraZeneca, Boehringer Ingelheim, Merck, and Sanofi-Aventis and lecture fees from AstraZeneca, Boehringer Ingelheim, Lilly, Merck, Novartis, and Sanofi-Aventis; Dr. Burton, being employed by and having an equity interest in Johnson & Johnson; Dr. Cohen, holding a board membership at Janssen Pharmaceuticals; Dr. Cook-Bruns, being employed by and having an equity interest in Bayer Healthcare; Dr. Fox, receiving consulting fees from AstraZeneca, Bristol-Myers Squibb/Pfizer, and Eli Lilly, grant support through his institution from Eli Lilly, lecture fees from Eli Lilly, and support for travel, accommodations, and meeting expenses from Boehringer Ingelheim; Dr. Goto, holding board memberships at Bristol-Myers Squibb and Sanofi Aventis and receiving consulting fees from Eisai, grant support through his institution from Boehringer Ingelheim, Eisai, Daiichi Sankyo, Otsuka, and Sanofi-Aventis, lecture fees from Astaras, AstraZeneca, Bayer, Daiichi Sankyo, Eisai, Medtronics Japan, Merck, Mochida, Novartis, Otsuka, Pfizer, Sanofi-Aventis, Takeda, and Tanabe Mitsubishi, and payment for the development of educational presentations from Bayer and Sanofi Aventis; Ms. Murphy, receiving consulting fees from Amarin and Eli Lilly; Dr. Plotnikov, being employed by and having an equity interest in Johnson & Johnson; Dr. Schneider, receiving consulting fees from AstraZeneca, Bristol-Myers Squibb, Johnson & Johnson, Regado Bioscience, Sanofi-Aventis, and the Medicines Company and grant support through his institution from Bayer Pharmaceuticals, Bristol-Myers Squibb, Johnson & Johnson, Sanofi-Aventis, and the Medicines Company; Dr. Sun, being employed by and having an equity interest in Johnson & Johnson; Dr. Verheugt, receiving consulting fees from AstraZeneca, Bayer, Daiichi Sankyo, and Symetis, lecture fees from AstraZeneca, Bayer, and Daiichi Sankyo, and royalties from Elsevier and Nature Group; and Dr. Gibson, receiving consulting fees directly and through his institution from Bayer, Johnson & Johnson, and Ortho McNeil, directly from Archemix, Bayer Healthcare, Biogen IDEC, Boehringer Ingelheim, Bristol-Myers Squibb, Daiichi Sankyo, Eli Lilly, Genentech, GlaxoSmithKline, Ischemix, Johnson & Johnson, Medisure, Merck/Schering-Plough, Ortho McNeil, Portola Pharmaceuticals, Sanofi-Aventis, and the Medicines Company, receiving grant support through his institution from Bristol-Myers Squibb, lecture fees from Daiichi Sankyo, Eli Lilly, and the Medicines Company, and support for the development of educational presentations from Daiichi Sankyo and Eli Lilly. No other potential conflict of interest relevant to this article was reported.

Disclosure forms provided by the authors are available with the full text of this article at NEJM.org.

APPENDIX

The authors' affiliations are as follows: the Thrombolysis in Myocardial Infarction (TIMI) Study Group, Brigham and Women's Hospital and Harvard Medical School (J.L.M., E.B., S.D.W., D.L.B., S.A.M., C.M.G.); the Veterans Affairs Boston Healthcare System (D.L.B.) — all in Boston; the Department of Cardiology, University Hospital Jean Minjot, Besançon, France (J.-P.B.); University Hospital Freiburg, Freiburg (C.B.), and Bayer Healthcare, Wuppertal (N.C.-B.) — both in Germany; Johnson & Johnson Pharmaceutical Research and Development, Raritan (P.B., A.N.P., X.S.), and Newark Beth Israel Medical Center, Newark (M.C.) — both in New Jersey; the Centre for Cardiovascular Science, Edinburgh University and Royal Infirmary, Edinburgh (K.A.A.F.); Tokai University School of Medicine, Tokyo (S.G.); the University of Vermont/Fletcher Allen Health Care, Burlington (D.S.); and Radboud University Nijmegen Medical Center, Nijmegen, the Netherlands (F.W.A.V.).

REFERENCES

1. Merlini PA, Bauer KA, Oltrona L, et al. Persistent activation of coagulation mechanism in unstable angina and myocardial infarction. *Circulation* 1994;90:61-8.
2. Rothberg MB, Celestin C, Fiore LD, Lawler E, Cook JR. Warfarin plus aspirin after myocardial infarction or the acute coronary syndrome: meta-analysis with estimates of risk and benefit. *Ann Intern Med* 2005;143:241-50.
3. Wallentin L, Wilcox RG, Weaver WD, et al. Oral ximelagatran for secondary prophylaxis after myocardial infarction: the ESTEEM randomised controlled trial. *Lancet* 2003;362:789-97.
4. Mega JL, Braunwald E, Mohanavelu S, et al. Rivaroxaban versus placebo in patients with acute coronary syndromes (ATLAS ACS-TIMI 46): a randomised, double-blind, phase II trial. *Lancet* 2009;374:29-38.
5. Cutlip DE, Windecker S, Mehran R, et al. Clinical end points in coronary stent trials: a case for standardized definitions. *Circulation* 2007;115:2344-51.
6. Gibson CM, Mega JL, Burton P, et al. Rationale and design of the Anti-Xa therapy to lower cardiovascular events in addition to standard therapy in subjects with acute coronary syndrome-thrombolysis in myocardial infarction 51 (ATLAS-ACS 2 TIMI 51) trial: a randomized, double-blind, placebo-controlled study to evaluate the efficacy and safety of rivaroxaban in subjects with acute coronary syndrome. *Am Heart J* 2011;161(5):815-21.
7. Fragmin during Instability in Coronary Artery Disease (FRISC) Study Group. Low-molecular-weight heparin during instability in coronary artery disease. *Lancet* 1996;347:561-8.
8. Antman EM, McCabe CH, Gurfinkel EP, et al. Enoxaparin prevents death and cardiac ischemic events in unstable angina/non-Q-wave myocardial infarction: results of the Thrombolysis in Myocardial Infarction (TIMI) 11B trial. *Circulation* 1999;100:1593-601.
9. Eriksson BI, Borris LC, Friedman RJ, et al. Rivaroxaban versus enoxaparin for thromboprophylaxis after hip arthroplasty. *N Engl J Med* 2008;358:2765-75.
10. Lassen MR, Ageno W, Borris LC, et al. Rivaroxaban versus enoxaparin for thromboprophylaxis after total knee arthroplasty. *N Engl J Med* 2008;358:2776-86.
11. Kakkar AK, Brenner B, Dahl OE, et al. Extended duration rivaroxaban versus short-term enoxaparin for the prevention of venous thromboembolism after total hip arthroplasty: a double-blind, randomised controlled trial. *Lancet* 2008;372:31-9.
12. Turpie AG, Lassen MR, Davidson BL, et al. Rivaroxaban versus enoxaparin for thromboprophylaxis after total knee arthroplasty (RECORD4): a randomised trial. *Lancet* 2009;373:1673-80.
13. The EINSTEIN Investigators. Oral rivaroxaban for symptomatic venous thromboembolism. *N Engl J Med* 2010;363:2499-510.
14. Patel MR, Mahaffey KW, Garg J, et al. Rivaroxaban versus warfarin in nonvalvular atrial fibrillation. *N Engl J Med* 2011;365:883-91.
15. Oldgren J, Budaj A, Granger CB, et al. Dabigatran vs. placebo in patients with acute coronary syndromes on dual antiplatelet therapy: a randomized, double-blind, phase II trial. *Eur Heart J* 2011 May 7 (Epub ahead of print).
16. Steg PG, Mehta SR, Jukema JW, et al. RUBY-1: a randomized, double-blind, placebo-controlled trial of the safety and tolerability of the novel oral factor Xa inhibitor darexaban (YM150) following acute coronary syndrome. *Eur Heart J* 2011;32:2541-54.
17. Alexander JH, Becker RC, Bhatt DL, et al. Apixaban, an oral, direct, selective factor Xa inhibitor, in combination with antiplatelet therapy after acute coronary syndrome: results of the Apixaban for Prevention of Acute Ischemic and Safety Events (APPRaise) trial. *Circulation* 2009;119:2877-85.
18. Alexander JH, Lopes RD, James S, et al. Apixaban with antiplatelet therapy after acute coronary syndrome. *N Engl J Med* 2011;365:699-708.
19. Wiviott SD, Braunwald E, McCabe CH, et al. Prasugrel versus clopidogrel in patients with acute coronary syndromes. *N Engl J Med* 2007;357:2001-15.
20. Diener HC, Bogousslavsky J, Brass LM, et al. Aspirin and clopidogrel compared with clopidogrel alone after recent ischaemic stroke or transient ischaemic attack in high-risk patients (MATCH): randomised, double-blind, placebo-controlled trial. *Lancet* 2004;364:331-7.
21. Granger CB, Alexander JH, McMurray JJ, et al. Apixaban versus warfarin in patients with atrial fibrillation. *N Engl J Med* 2011;365:981-92.
22. Eikelboom JW, Mehta SR, Anand SS, Xie C, Fox KA, Yusuf S. Adverse impact of bleeding on prognosis in patients with acute coronary syndromes. *Circulation* 2006;114:774-82.

Copyright © 2011 Massachusetts Medical Society.

RECEIVE IMMEDIATE NOTIFICATION WHEN AN ARTICLE
IS PUBLISHED ONLINE FIRST

To be notified by e-mail when *Journal* articles
are published Online First, sign up at NEJM.org.